
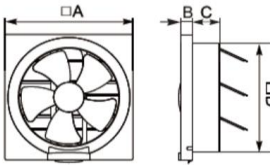
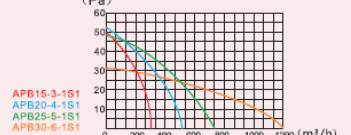





## DW-VFW15

No.	Category	Description																																			
1	Auto shutter																																				
2	Description	PP plastic panel for choosing, plastic back shutter. Even blades design for low noise and high air pressure. Oil sink equipped on orifice for easy cleaning																																			
3	Type	Auto shutter																																			
4	Certificate	CE, CB																																			
5	Input Voltage/Hz	110V/60Hz																																			
6	Blade Size	6"/150mm																																			
7	Motor	Capacitor motor, 100% copper coil																																			
8	Bearing	Sleeve bearing																																			
9	Thermal cut-out protection	Yes																																			
10	Power	25W																																			
11	Air volume (CMH)	258																																			
12	Air volume (CFM)	151.79																																			
13	Noise	40																																			
14	RPM	1350																																			
15	Material	PP plastic+plastic back shutter																																			
16	Application area	16~20m <sup>2</sup>																																			
17	Protection Grade	IPX4 (Outside part)																																			
18	Mounting	Wall mounted																																			
19	Gross weight per carton	11.6kg																																			
20	Package	51x25.4x50.8cm (8pcs/ctn)																																			
21	Dimension Picture	 <table border="1" data-bbox="853 1332 1380 1512"> <thead> <tr> <th>Model</th> <th>A</th> <th>B</th> <th>C</th> <th>D</th> <th>Installation Space mm</th> <th>Applicable Area m<sup>2</sup></th> </tr> </thead> <tbody> <tr> <td>DW-VFW15</td> <td>237</td> <td>37</td> <td>82</td> <td>192</td> <td>200×200</td> <td>16~20</td> </tr> <tr> <td>DW-VFW20</td> <td>293</td> <td>35</td> <td>66</td> <td>240</td> <td>250×250</td> <td>20~25</td> </tr> <tr> <td>DW-VFW25</td> <td>338</td> <td>35</td> <td>77</td> <td>290</td> <td>300×300</td> <td>30~37</td> </tr> <tr> <td>DW-VFW30</td> <td>396</td> <td>35</td> <td>88</td> <td>340</td> <td>350×350</td> <td>45~55</td> </tr> </tbody> </table>	Model	A	B	C	D	Installation Space mm	Applicable Area m <sup>2</sup>	DW-VFW15	237	37	82	192	200×200	16~20	DW-VFW20	293	35	66	240	250×250	20~25	DW-VFW25	338	35	77	290	300×300	30~37	DW-VFW30	396	35	88	340	350×350	45~55
Model	A	B	C	D	Installation Space mm	Applicable Area m <sup>2</sup>																															
DW-VFW15	237	37	82	192	200×200	16~20																															
DW-VFW20	293	35	66	240	250×250	20~25																															
DW-VFW25	338	35	77	290	300×300	30~37																															
DW-VFW30	396	35	88	340	350×350	45~55																															
22	Performance curve	<div data-bbox="550 1550 965 1724"> <p>■ Performance Curve (Pa)</p>  <p>APB15-3-1S1 APB20-4-1S1 APB25-6-1S1 APB30-6-1S1</p> </div> <div data-bbox="981 1550 1412 1724"> <p>■ Auto Shutter</p>  <p>Air flow initiated auto shutter → Open/On ← Close/off</p> </div>																																			